



This short manual provides an overview of important functions of the product. Please be sure to read the instruction manual before using the product!

## Button functions

Button	Functions
	Function button (3x): The function depends on the button assignment at the time
	Change display of the 1st reading line In configuration mode: Increase value (press and hold to increase rapidly), select option
	Change display of the 2nd reading line In configuration mode: Decrease value (press and hold to decrease rapidly), select option
	Print data 735-1 only: If the Cyclical Printing function is activated, the programmed measuring program is started.
	Switch instrument on, switch display light on/off; switch instrument off (press and hold)

## Function buttons (Function dependant on profile and setting)

Button	Functions
	Open (main) menu
	Enter confirmation
	Cancel
/	Hold value/display current measurement value
	Reset max./min. values to current measurement value
	Open menu item "Multi-point mean calculation"
	Open menu item "Measuring program" (735-2 only)
	Start test series (735-2 only)
	End test series (735-2 only), End Cyclical Print (735-1 only)
	Save values (735-2 only)
	Open menu item "RadioC"
	Open menu item "Location"

## Menu overview testo 735-1





Profile	menu items	Function
Standard	Delta	De/activate differential temperature
	cyc. Print	De/activate cycle printing
	Alarm	Set alarm thresholds
RadioC	Delta	De/activate differential temperature
	cyc. Print	De/activate cycle printing
	Alarm	Set alarm thresholds

## Menu overview 735-2

Profile	menu items	Function
Standard	Memory	Activate/set measurement locality, print report, delete store
	Meas Prog.	Set/ de/activate measurement program
	Mean	Time/point mean calculation
	Delta	De/activate differential temperature
	Alarm	Set alarm thresholds
Route	Memory	Activate/set measurement locality, print report, delete store
	Meas Prog.	Set/ de/activate measurement program
	Mean	Time/point mean calculation
	Delta	De/activate differential temperature
	Alarm	Set alarm thresholds
Longterm	Memory	Activate/set measurement locality, print report, delete store
	Mean	Time/point mean calculation
	Delta	De/activate differential temperature
	Alarm	Set alarm thresholds

>

## Important displays

Display	Meaning
	Battery capacity (only for operation by battery/rechargeable battery): <ul style="list-style-type: none"> <li>· 4 segments in the battery symbol are lit: Instrument battery is fully charged</li> <li>· No segments in the battery symbol are lit: Instrument battery is almost spent</li> </ul>
 (flashing)	Print function: Data are sent to the printer
	Measurement channel no.: Channel 1, channel 2.
	If a measurement channel is a radio channel, the radio symbol lights up as well as the measurement channel no.